

WA SERIES Commercial Indoor Lighting

WA-2FT-10-20W-MCTP

MCTP Multi Color Temperature & Multi Power/Wattage (Selectable)

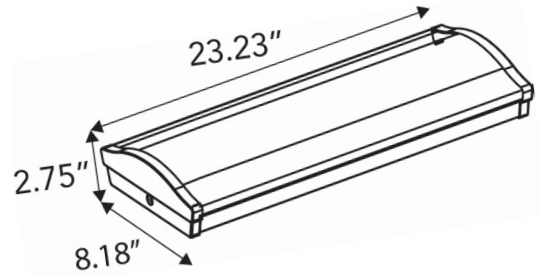
WESTGATE
THE FUTURE IS HERE...AND IT'S QUITE BRIGHT!

Customer Name: _____

Project Name: _____

Note: _____

Type: _____



23 1/4" (L) x 8-3/16" (W) x 2-3/4" (H)

The LED Wrap-Around Light is a cost-effective, energy-efficient utility lighting fixture for surface-mount applications such as corridors, stairwells, public rooms, schools, hospitals, and utility areas.

Features

- LED Architectural Wrap-Around Lights
- White Finish
- Light Source: High-Lumen LEDs
- 5-Year Warranty
- 50,000 Hours Rated Life
- Lens: Opal Polycarbonate
- MCTP: Multi Color Temperature & Multi Power/Wattage (Selectable)

Technical Specifications

Electrical:

- Voltage: 120-277VAC 50/60Hz
- Wattage: 10W/15W/20W
- Power Factor: >0.95
- Efficacy: 110 LPW

Mechanical:

- White Finish
- Housing: Die-Formed Heavy Gauge Cold Rolled Steel With Powder-Coated White
- Steel Thickness: 24 Gauge
- Installation: Ceiling-Mounted
- Optional Battery Backup Available for 30W Units
- Operating Temp: -22°F~107°F
- IP Rating: IP40, Suitable for Damp Locations
- 5-Year Warranty

Lighting:

- Multi-CCT and Power: Multi Color Temperature & Multi Power/Wattage (Selectable)
- Dimmable: 0~10V Dimming
- Total Lumens: 2200LM
- Color Temperatures: 3500K/4000K/5000K
- Color Rendering Index: CRI ≥ 82
- 50,000 Hours Rated Life

Applications:

- Ideal for corridors, stairwells, public rooms, schools, hospitals, and utility areas

Other Model:

- 30W | 3340LM | WA-4FT-30W-MCT-D

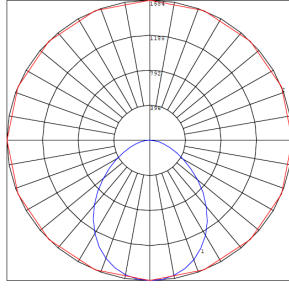
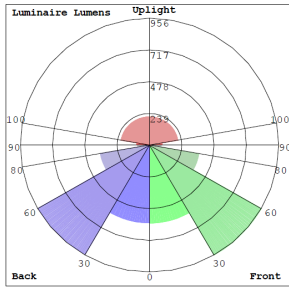


Phone: (877) 805-2252 | Fax: (877) 805-2252
www.westgatemfg.com |

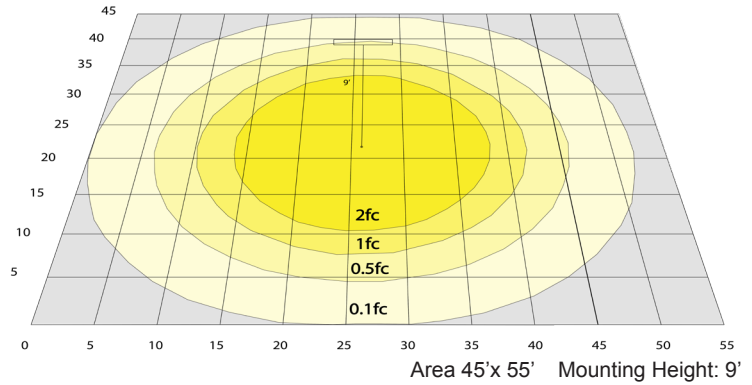


WG-11052022

Photometrics: WA-2FT-10-20W-MCTP



BUD Rating: B2-U3-G1



Other Views:



Front View



Side View



Back View

Performance Table: WA-2FT-10-20W-

MODEL NO.	Wattage	Voltage	Lumens	Color Temp.	BUG Rating	LPW
WA-2FT-10-20W-MCTP	10W	120~277V	1100LM	3500K	B2-U3-G1	110
	15W		1650LM	4000K		
	20W		2200LM	5000K		

Sample Ordering

Model Size Wattage Wattage Color Temp.

WA - 2FT - 10 - 20W - D

Factory-Installed Options:

Blank = No Option For Accessories

OPT-EM-CM1INT= INTERNAL EMERGENCY BACKUP BATTERY

OPT-SEN-2MDR-36=PROGRAMMABLE MICROWAVE BI-LEVEL SENSOR

WEC-3RC=OPTIONAL REMOTE CONTROL

OPT-2P-58=PIR SENSOR (not remote capable)

SENSOR AND EMERGENCY BATTERY BACKUP OPTIONS:



OPT-EM-CM1INT



OPT-SEN-2MDR-36



WEC-3RC



OPT-2P-58

